

Fact Sheet - Marketing Material

NN Hellas Bond Fund (Institutional Clients)

(Authorization: Decision 268/21-06-2017 of HCMC)



30/04/2025

Investment Policy

The investment objective of the mutual fund is to achieve the highest possible returns by investing in debt securities traded in Greece or abroad.

To achieve its objective the mutual fund invests at least 65% of its net assets in debt securities (bonds), whose issuers or guarantors are Member States of the European Union or public international organizations in which one or more member states or companies located in member state of EU participate and that are traded in regulated markets in Greece or abroad. It may also invest secondarily in other transferable securities, money market instruments, fixed income securities, bank deposits, units or shares in Undertakings for Collective Investments in Transferable Securities (UCITS). The mutual fund's investment in equities may not exceed 10% of the fund's net assets. It is noted that the Fund is allowed to invest all its assets (100%) in transferable securities and money market instruments of the same issuer issued or guaranteed by the Greek State or other Member States of the European Union under the specific terms referred to in its Regulation.

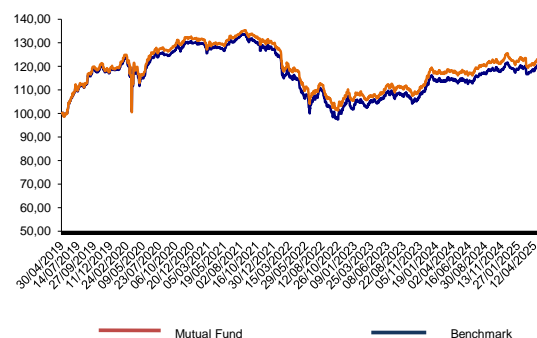
The acquisition or redemption of units is possible every (working) day following the shareholder's request, on the corresponding subscription or redemption price, as calculated in accordance with the fund's Regulation and published on the website of 3K Investment Partners (www.3kip.gr).

The mutual fund's benchmark is the BEGCGA Index (Bloomberg Barclays Series - E Greece Govt All > 1Yr. Bond Index). The mutual fund's Benchmark is the Total Return Index/Athens Stock Exchange General Index. The fund implements active management over the benchmark, given that the selection of the fund's holdings in relation to the composition of the benchmark is at the discretion of 3K Investment Partners, in the sense that for the portfolio management, 3K Investment Partners does not follow the composition of the benchmark. The fund's benchmark is used for comparison purposes only.

Any profits occurred may be reinvested or distributed to unit holders by issuing new shares or by paying cash dividends at the discretion of 3K Investment Partners MFMC.

**The investment policy was taken from the Key Investor Information Document (KIID). The capital and/or return are not guaranteed, are they protected.*

Evolution of fund's NAV versus Benchmark



Key Information

Fund Type	FIXED INCOME	
Currency	EUR	
ISIN Code	GRF000070000	
Bloomberg Code	INGDMMF GA	
Benchmark	BEGCGA Index (Bloomberg Barclays Series-E Greece Govt All>1yr Bond Index)	
Managing Company	3K Investment Partners	
Unit Class	I (Institutional Clients)	
Launch of Unit Class	13/07/2017	10,00 €
Net Asset Value	30/04/2025	15,62 €
Total Net Assets (mln)	30/04/2025	41,25 €
Previous month's end NAV	31/03/2025	15,31 €
Yield to Maturity (%)	3,25	
Duration	7,79	
Average Rating (Fitch)	BBB-	

Fees

Annual Management Fee	0,20%
Annual Custodian Fee	0,04%
Subscription Fee (max)	0,00%
Redemption Fee	0,00%

Portfolio Breakdown

Sovereign Bonds	80,15%
Corporate Bonds	10,10%
Money Market	8,16%
Cash	1,92%
Receivables- Liabilities	-0,33%

Top 10 Equity Holdings

GGB 4% 30/01/2037	12,44%
GGB 4,20% 30/01/2042	11,87%
GGB 4,375% 18/07/38	9,68%
GGB 3,375 % 15/06/2034	6,36%
GGB 3,875% 12/03/2029	5,93%
GGB 1,50% 18/06/2030	5,62%
GGB 3,90% 30/01/2033	5,04%
GGB 1,875% 24/01/2052	4,88%
GGB 3,75% 30/01/2028	4,21%
GGB 4,125% 15/06/54	4,29%

This is marketing material. Please refer to the fund's prospectus and its key information document before making any final investment decision.

Legal Disclaimer

Please refer to the legal disclaimer at the end of the document.

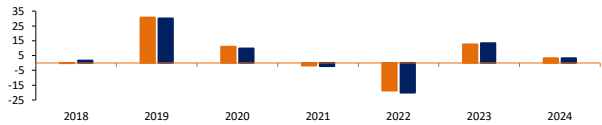
UCITS DO NOT HAVE GUARANTEED PERFORMANCE AND PAST RETURNS DO NOT ENSURE FUTURE ONES

NN Hellas Bond Fund (Institutional Clients)



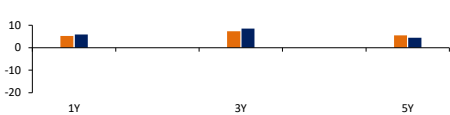
Past returns do not ensure future ones

Calendar Year Performance (%)



EUR	2018	2019	2020	2021	2022	2023	2024
● Fund	-0,11	30,69	10,98	-1,73	-18,66	12,60	3,27
● Benchmark	1,73	30,09	9,89	-2,21	-19,97	13,43	3,19

Cumulative Performance (%)



EUR	1Y	3Y	5Y
● Fund	5,22	7,37	5,52
● Benchmark	5,93	8,54	4,43

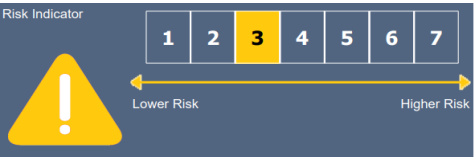
Cumulative returns have as reference point the end of the most recent calendar month.

Statistics

EUR	1Y	3Y
Standard Deviation (%)	6,27	8,07
Alpha (%)	-1,17	-0,19
Beta	1,09	0,93
Information Ratio	-0,98	-0,28
Tracking Error (%)	0,72	1,33

Risk and Return Profile

Summary Risk Indicator (SRI)



The Summary Risk Indicator (SRI) is based on the assumption that you will keep the product for 3 years. The real risk may vary significantly if you liquidate earlier. The summary risk indicator is a guide to the level of the risk of this product compared to other products. It shows how likely it is that the product will lose money because of movements in the markets or because we are not able to pay you.

We have classified this product as 3 out of 7, which is the medium-low risk category because it invests primarily in debt instruments, which can fluctuate significantly. This rates the potential losses from future performance at "medium-low" and poor market conditions "are unlikely to" have an impact on our ability to pay you. This product does not include protection against future market performance, so you could lose some or all of your investment. Risks that may be materially related to the product and which are not included in the summary risk index are the following: Counterparty Risk the risk that the settlement of transactions will not be fulfilled smoothly such as non-payment of money or valid delivery of securities by the counterparty. Operational Risk the risk related to potential malfunctions of the company's processes and systems. Country Risk which arises from its investment in a country. Interest rate risk is the risk of bond and money markets resulting from changes in the yield curve. Concentration Risk, the risk which arises from the investment of the fund in one issuer. Liquidity Risk: Due to liquidity risk, unitholders in the event of a redemption: a) may receive less than the value they have in mind when they take the decision to liquidate the units (due to the decrease in the unit price that may occur in the meantime) b) they may not be able to redeem the units at the time they wish. Also under extreme liquidity conditions the net price per unit may decrease significantly. For more information about the risks, you can refer to the Prospectus, which is available at www.3kip.gr.

UCITS DO NOT HAVE GUARANTEED PERFORMANCE AND PAST RETURNS DO NOT ENSURE FUTURE ONES

Disclaimer

This document is marketing material with informational content, which is prepared by "3K INVESTMENT PARTNERS MFMC". ("Company") solely for informational purposes and the provision of general information about the company itself, the products and services it provides.

The information or opinions contained therein are addressed to existing or potential customers in general, without taking into consideration the individual circumstances, investment objectives, financial viability, level of risk tolerance, experience and knowledge of potential recipients hereof and, therefore, do not constitute and should not be construed, directly or indirectly, as a proposal or offer to trade in financial instruments or currencies or as a recommendation or advice for making investment decisions thereon. This document does not constitute a contract or commitment of any kind, nor does it constitute a prospectus. This does not constitute investment research and, therefore, was not prepared in accordance with the requirements of the law aimed at ensuring the independence of investment research.

Subject to the contrary statement, all views, statements and information set forth herein belong to the Company, which has received an operating license and is supervised by the Hellenic Capital Market Commission, and may be amended at any time in the event of changes in market conditions. The information provided may not be copied, reproduced, modified or distributed without the prior written approval of the Company.

Following this, the recipient of this information must proceed with his own research, analysis and confirmation of the information and data contained in this form and seek independent legal, tax and investment advice from professionals, before proceeding to make his investment decision.

Investments involve risks. The initial value of the investment and its return may increase or decrease, with a possible loss of invested capital.

Especially with regard to UCITS, interested investors are invited, before making any investment decision, to read carefully the Key Investor Information Document and the Prospectus of the UCITS and to assess, with the help and advice of specialized professional consultants, the suitability of any investment and the tax consequences it may have. The Key Investor Information Document, the prospectus and the latest reports of the UCITS, managed by the Company, are available in Greek, free of charge, at the Company's headquarters and on its website www.3kip.gr.

The information provided in this document is not accompanied by any guaranteed, either expressed or implied. UCITS do not have a guaranteed return and past returns do not guarantee any future returns. Given the financial and market risks, there can be no assurance that the UCITS will achieve their investment objectives.

Management Company: 3K Investment Partners M.F.M.C. Single Member SA – Address: 25-29 Panepistimiou Str, 10564 Athens- General Commercial Registry Number: 1003501000 - Ministry of National Economy decision: 38476/B 1288/13-09-1990 Custodian: Piraeus Bank - Supervising Authority: Hellenic Capital Market Commission

UCITS DO NOT HAVE GUARANTEED PERFORMANCE AND PAST RETURNS DO NOT ENSURE FUTURE ONES

NN Hellas Bond Fund (Institutional Clients)



Lexicon

Alpha: Alpha is an extra rate of return - through means of active management - of a fund, over and above the return of the benchmark. In case of a positive alpha, the fund has performed better than the benchmark.

Annual management fee: The management fee is an annual cost expressed as a percentage. This fee will not be charged when you buy a fund. It will be withheld annually from the fund's return. It is payment for the fund's management.

Average Credit Rating: The average credit rating of the fund is based on the average credit rating of the fund constituents. In order to calculate the composite/average rating at the instrument level, Moody, Fitch and S&P ratings are used. The composite is calculated as an average based on the availability of the credit ratings. This composite rating is calculated for Fixed Income Instruments. The credit quality designations range from high ('AAA' to 'AA') to medium ('A' to 'BBB') to low ('BB', 'B', 'CCC', 'CC' to 'C').

Beta: The beta shows how the volatility of a fund is, compared to the wide market.

Benchmark: Predetermined, objective measure against which the returns of an investment fund are compared.

Duration: Measure for the interest rate sensitivity of bond prices. The longer the remaining average term of the bonds in the fund (higher duration), the more the bond prices will respond to an interest rate change. When interest rates go up, bond prices will go down and vice versa.

Fund: 'Fund' is a commonly used term for a collective investment undertaking.

Fund's Total Net Assets (Mln): The assets under the management of all share-classes of a fund.

Information Ratio: Benchmark for the risk of return when assessing the performance of a fund. The higher the information ratio, the higher the achieved rate of return per unit of risk.

Morningstar rating 3-years: A (quantitative) rating calculated over a three-year period, taking into account past returns and any price fluctuations.

Morningstar rating 5-years: A (quantitative) rating calculated over a five-year period, taking into account past returns and any price fluctuations.

Morningstar rating overall: The Overall Morningstar Rating is a weighted average of the independent ratings.

Morningstar Ratings: Morningstar is an independent provider of investment research. The Morningstar rating is a quantitative evaluation of the past performance of a fund. It takes into account the risks associated with a fund and the fees that a fund charges. The rating does not take into account any qualitative elements and is calculated using a (mathematical) formula. Funds are categorised and are compared with similar funds based on their score. They are then awarded between 1 and 5 stars. In each category, the first 10% receive 5 stars, the following 22.5% receive 4 stars, the following 35% receive 3 stars, the following 22.5% receive 2 stars and the last 10% receive 1 star. The rating is calculated on a monthly basis, taking into account past performance across periods of 3, 5 and 10 years, and without taking into account future markets or performance.

Net Asset Value (NAV): The net asset value (NAV) is the price of a sub-fund. The NAV is calculated by adding up the values of all products the fund has invested in and dividing this by the number of outstanding shares.

Ongoing Charges: The total annual recurring costs for an investment fund expressed as a percentage. They usually include the management fee, administrative fees, publication costs, etc.

Performance: Shows how the value of an investment fund has increased (or decreased) over the specified period. The return takes into account ongoing costs, but no entry fees, exit fees or taxes.

Rating allocation: An individual bond's credit quality is determined by private independent rating agencies such as Standard & Poor's, Moody's and BarCap & Fitch. Their credit quality designations range from high ('AAA' to 'AA') to medium ('A' to 'BBB') to low ('BB', 'B', 'CCC', 'CC' to 'C'). Investment grade bonds (ratings 'AAA' to 'BBB') usually have a lower level of risk than bonds with ratings 'BB' to 'C' that are considered as low credit-quality bonds.

Redemption fee: This is a one-off fee that may be charged when you want to leave the investment fund.

Risk and return indicator: This is the Synthetic Risk Return Indicator (SRRRI). It shows a sub-fund's statutory risk score on a scale of 1 (lower risk, typically lower return) to 7 (higher risk, typically higher return). The calculation is based on the sub-fund's volatility, so it takes into account the variation of the trading prices on the market. Volatility calculations usually cover five years.

Standard Deviation: The standard deviation tells something about the chance for a rate to fluctuate within a given range in the coming period. In case of a significant standard deviation (= high volatility), we speak about a large range of possible outcomes.

Subscription fee (max.): This is a one-off fee for buyers of an investment fund. It is usually expressed as a percentage of the capital you are investing. The provided percentage must not be exceeded in case of a maximum entry cost.

Tracking Error: The standard deviation of the difference between the monthly returns of a fund and its benchmark.

Yield to Maturity: Yield to Maturity is the return on a bond investment if it is held until the end of the term.

Yield to Worst: Yield to Worst is the measure of the lowest possible yield that can be received on a (callable) bond that fully operates within the terms of its contract without defaulting.