

Fact Sheet - Marketing Material

3K Anagennisis Fund

(Cyprus Securities and Exchange Commission Licence No AIF32/2014)



Investment Policy

The Mutual Fund's investment objective is to achieve capital appreciation by investing primarily in equities of companies listed on Exchanges (regulated or other secondary markets).

To achieve that objective, the Mutual Fund invests at least 60% of its assets in equities in companies listed on Exchanges (regulated or other secondary markets worldwide - notification: significant proportion of the Mutual Fund's assets will be invested in equity securities of companies listed in organized or other secondary markets in Europe). The Mutual Fund may also invest in other transferable securities, money market instruments, bank deposits, and units or shares in collective investment undertakings (UCITS and/or AIF) worldwide.

The Mutual Fund may also, to a lesser degree, hold liquid cash assets. More information on the mutual fund's investment rules and limits is provided in its Prospectus, which is available on the website of 3K Investment Partners MFMC (www.3kip.gr). Units can be acquired or redeemed on the last working day of each calendar fortnight, after unitholders submit an application, at the subscription or redemption price calculated in accordance with the Mutual Fund's regulations and published in the website (www.3kip.gr).

The benchmark of the fund is the Bloomberg Europe 600 Net Return Index. The fund implements active management over the benchmark, given that the selection of the fund's holdings in relation to the composition of the benchmark is at the discretion of 3K Investment Partners, in the sense that for the portfolio management, 3K Investment Partners does not follow the composition of the benchmark. The fund's benchmark is used for comparison purposes only.

The benchmark and its administrator are no longer registered in the ESMA register pursuant to Article 36 of Regulation (EU) 2016/1011, but the possibility of using the above benchmark is still possible until 31.12.2023, as it results from the public statement of ESMA 80 -187 -188 dated 09.03.2021 "Impact of Brexit on the BMR". The distribution of any profits takes place, at the discretion of 3K Investment Partners, either by reinvesting a dividend by issuing new shares or by paying a dividend in cash.

**The investment policy was taken from the Key Investor Information Document (KIID). The capital and/or return are not guaranteed, are they protected.*

30/06/2025

Key Information

Fund Type	EQUITY
Currency	EUR
ISIN Code	CYF000000911
Benchmark	Bloomberg Europe 600 Net Return Index

Managing Company		3K Investment Partners
Unit Class		Retail investors
Launch	18/06/2018	5,00 €
Net Asset Value	30/06/2025	11,48 €
Total Net Assets (Min)	30/06/2025	5,33 €
Previous month's end NAV	30/05/2025	11,41 €

Fees

Annual Management Fee	1,00%
Subscription Fee (max)	2,00%
Redemption Fee	0,00%

Country Allocation

GR	16,64%
GB	15,16%
US	10,73%
IL	10,60%
CY	10,01%
FR	8,19%
ES	7,91%
NL	6,19%
IT	2,15%

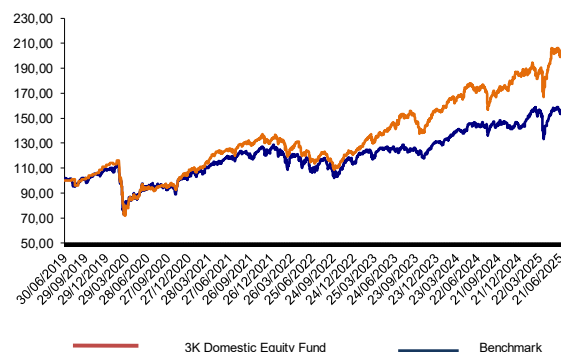
Top 10 Equity Holdings

BOC HOLDINGS PLC	10,01%
JUMBO A.E.E.(KO)	9,12%
SOCIETE GENERALE SA	8,19%
APOLLO GLOBAL MANAGEMEN	8,08%
BANCO SANTANDER SA	7,91%
NEXT PLC	7,36%
PLUS500 LTD	6,40%
BE SEMICONDUCTOR INDUST	6,19%
AUTOHELLAS A.E. (KO)	6,15%
ENERGEAN PLC	4,20%

Sector Allocation

Financials	46,72%
Consumer Discretionary	22,63%
Cash	12,73%
Information Technology	8,84%
Energy	5,57%
Industrials	3,82%
Receivables-Liabilities	-0,31%

Evolution of fund's NAV versus Benchmark



This is marketing material. Please refer to the fund's prospectus and its key information document before making any final investment decision.

Legal Disclaimer

Please refer to the legal disclaimer at the end of the document.

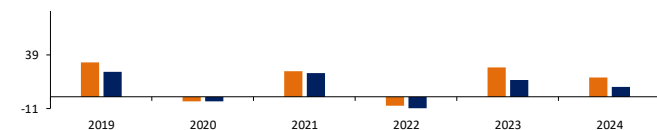
INVESTMENTS IN AIF DO NOT HAVE GUARANTEED PERFORMANCE AND PAST RETURNS DO NOT ENSURE FUTURE ONES

3K Anagennisis Fund



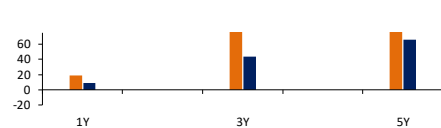
Past returns do not ensure future ones

Calendar Year Performance (%)



EUR	2019	2020	2021	2022	2023	2024
● Fund	31,80	-4,00	23,52	-8,15	27,59	17,93
● Benchmark	23,16	-4,04	22,25	-10,46	15,74	8,94

Cumulative Performance (%)



EUR	1Y	3Y	5Y
● Fund	18,73	78,17	119,89
● Benchmark	8,54	43,65	65,92

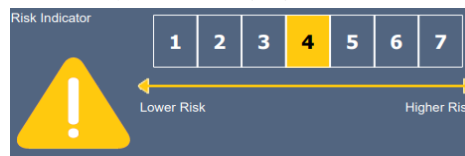
Cumulative returns have as reference point the end of the most recent calendar month.

Statistics

EUR	1Y	3Y
Standard Deviation (%)	15,65	12,94
Alpha (%)	0,53	0,52
Beta	0,81	0,71
Information Ratio	0,04	0,04
Tracking Error (%)	10,51	9,60

Risk and Return Profile

Summary Risk Indicator (SRI)



The Summary Risk Indicator (SRI) is based on the assumption that you will keep the product for 5 years. The real risk may vary significantly if you liquidate earlier. The summary risk indicator is a guide to the level of the risk of this product compared to other products. It shows how likely it is that the product will lose money because of movements in the markets or because we are not able to pay you.

We have classified this product as 4 out of 7, which is the medium risk category because it invests primarily in stocks, which can fluctuate significantly. This rates the potential losses from future performance at "medium" and poor market conditions "might" have an impact on our ability to pay you. This product does not include protection against future market performance, so you could lose some or all of your investment. Risks that may be materially related to the product and which are not included in the summary risk index are the following: Counterparty Risk the risk that the settlement of transactions will not be fulfilled smoothly such as non-payment of money or valid delivery of securities by the counterparty. Operational Risk the risk related to potential malfunctions of the company's processes and systems. Liquidity Risk: Due to liquidity risk, unitholders in the event of a redemption: a) may receive less than the value they have in mind when they take the decision to liquidate the units (due to the decrease in the unit price that may occur in the meantime) b) they may not be able to redeem the units at the time they wish. Also under extreme liquidity conditions the net price per unit may decrease significantly.

For more information about the risks, you can refer to the Prospectus, which is available at www.3kip.gr.

INVESTMENTS IN AIF DO NOT HAVE GUARANTEED PERFORMANCE AND PAST RETURNS DO NOT ENSURE FUTURE ONES

Disclaimer

This document is marketing material with informational content, which is prepared by "3K INVESTMENT PARTNERS MFMC", ("Company") solely for informational purposes and the provision of general information about the company itself, the products and services it provides. The information or opinions contained therein are addressed to existing or potential customers in general, without taking into consideration the individual circumstances, investment objectives, financial viability, level of risk tolerance, experience and knowledge of potential recipients hereof and, therefore, do not constitute and should not be construed, directly or indirectly, as a proposal or offer to trade in financial instruments or currencies or as a recommendation or advice for making investment decisions thereon. This document does not constitute a contract or commitment of any kind, nor does it constitute a prospectus. This does not constitute investment research and, therefore, was not prepared in accordance with the requirements of the law aimed at ensuring the independence of investment research.

Subject to the contrary statement, all views, statements and information set forth herein belong to the Company, which has received an operating license and is supervised by the Hellenic Capital Market Commission, and may be amended at any time in the event of changes in market conditions. The information provided may not be copied, reproduced, modified or distributed without the prior written approval of the Company.

Following this, the recipient of this information must proceed with his own research, analysis and confirmation of the information and data contained in this form and seek independent legal, tax and investment advice from professionals, before proceeding to make his investment decision.

Investments involve risks. The initial value of the investment and its return may increase or decrease, with a possible loss of invested capital.

Especially with regard to AIF, interested investors are invited, before making any investment decision, to read carefully the Key Investor Information Document and the Information Memorandum of the AIF and to assess, with the help and advice of specialized professional consultants, the suitability of any investment and the tax consequences it may have. The Key Investor Information Document, the Information Memorandum and the latest reports of the UCITS and AIF, managed by the Company, are available in Greek, free of charge, at the Company's headquarters and on its website www.3kip.gr.

For information in the Greek language regarding the process of submitting a complaint or complaint by investors or prospective investors, as well as the possibility of appealing to the "Hellenic Financial Mediator-Civil Non-Profit Alternative Dispute Resolution Company", you can refer to the link https://www.3kip.gr/el/static/complaintpolicy_el.aspx

The information provided in this document is not accompanied by any guaranteed, either expressed or implied. AIF do not have a guaranteed return and past returns do not guarantee any future returns. Given the financial and market risks, there can be no assurance that the AIF will achieve their investment objectives.

The above mentioned data and information refer to the open-ended alternative investment fund (AIF) "3K MUTUAL FUND ANAGENISIS (AIF)", which is addressed to private investors (license No. AIF32 / 2014 by Cyprus Securities and Exchange Commission) and does not consist a UCITS.

THIS AIF IS TO BE AVAILABLE:

- a) in Greece directly from 3K INVESTMENT PARTNERS MFMC Single Member SA through its certified sales - agents and
- b) in the Republic of Cyprus through certified salesmen of the limited liability company under the name "BOC ASSET MANAGEMENT LTD" which registered office is in the Republic of Cyprus - 154, Lemessou Avenue, 2025 Strovolos, Nicosia, (VAT 10358706T, Issue No: HE 358706), which has received the no. UCITS 5/78/2012, licensed and supervised by the Cyprus Securities and Exchange Commission.

DECLARATIONS

- 1) The open-ended Alternative Investment Fund (AIF) "3K MUTUAL FUND ANAGENISIS (AIF)" is incorporated in the Republic of Cyprus and is supervised by the Cyprus Securities and Exchange Commission.
 - 2) Investments in AIF has no guaranteed performance and past returns do not guarantee future ones.
 - 3) The value of investments in units of AIF is subject to increases or decreases, the initial investment amount is not guaranteed.
- Under no circumstances should this document be considered as an investment advice or an offer - incitement for investing in mutual funds managed by 3K Investment Partners.

**Management Company: 3K Investment Partners M.F.M.C. Single Member SA – Address: 25-29 Panepistimiou Str, 10564 Athens-
General Commercial Registry Number: 1003501000 - Ministry of National Economy decision: 38476/B 1288/13-09-1990 Custodian:
Eurobank Cyprus Ltd- Supervising Authority: Cyprus Securities and Exchange Commission**

INVESTMENTS IN AIF DO NOT HAVE GUARANTEED PERFORMANCE AND PAST RETURNS DO NOT ENSURE FUTURE ONES

3K Anagennisis Fund



Lexicon

Alpha: Alpha is an extra rate of return - through means of active management - of a fund, over and above the return of the benchmark. In case of a positive alpha, the fund has performed better than the benchmark.

Annual management fee: The management fee is an annual cost expressed as a percentage. This fee will not be charged when you buy a fund. It will be withheld annually from the fund's return. It is payment for the fund's management.

Average Credit Rating: The average credit rating of the fund is based on the average credit rating of the fund constituents. In order to calculate the composite/average rating at the instrument level, Moody, Fitch and S&P ratings are used. The composite is calculated as an average based on the availability of the credit ratings. This composite rating is calculated for Fixed Income Instruments. The credit quality designations range from high ('AAA' to 'AA') to medium ('A' to 'BBB') to low ('BB', 'B', 'CCC', 'CC' to 'C').

Beta: The beta shows how the volatility of a fund is, compared to the wide market.

Benchmark: Predetermined, objective measure against which the returns of an investment fund are compared.

Duration: Measure for the interest rate sensitivity of bond prices. The longer the remaining average term of the bonds in the fund (higher duration), the more the bond prices will respond to an interest rate change. When interest rates go up, bond prices will go down and vice versa.

Fund: 'Fund' is a commonly used term for a collective investment undertaking.

Fund's Total Net Assets (Mln): The assets under the management of all share-classes of a fund.

Information Ratio: Benchmark for the risk of return when assessing the performance of a fund. The higher the information ratio, the higher the achieved rate of return per unit of risk.

Morningstar rating 3-years: A (quantitative) rating calculated over a three-year period, taking into account past returns and any price fluctuations.

Morningstar rating 5-years: A (quantitative) rating calculated over a five-year period, taking into account past returns and any price fluctuations.

Morningstar rating overall: The Overall Morningstar Rating is a weighted average of the independent ratings.

Morningstar Ratings: Morningstar is an independent provider of investment research. The Morningstar rating is a quantitative evaluation of the past performance of a fund. It takes into account the risks associated with a fund and the fees that a fund charges. The rating does not take into account any qualitative elements and is calculated using a (mathematical) formula. Funds are categorised and are compared with similar funds based on their score. They are then awarded between 1 and 5 stars. In each category, the first 10% receive 5 stars, the following 22.5% receive 4 stars, the following 35% receive 3 stars, the following 22.5% receive 2 stars and the last 10% receive 1 star. The rating is calculated on a monthly basis, taking into account past performance across periods of 3, 5 and 10 years, and without taking into account future markets or performance.

Net Asset Value (NAV): The net asset value (NAV) is the price of a sub-fund. The NAV is calculated by adding up the values of all products the fund has invested in and dividing this by the number of outstanding shares.

Ongoing Charges: The total annual recurring costs for an investment fund expressed as a percentage. They usually include the management fee, administrative fees, publication costs, etc.

Performance: Shows how the value of an investment fund has increased (or decreased) over the specified period. The return takes into account ongoing costs, but no entry fees, exit fees or taxes.

Rating allocation: An individual bond's credit quality is determined by private independent rating agencies such as Standard & Poor's, Moody's and BarCap & Fitch. Their credit quality designations range from high ('AAA' to 'AA') to medium ('A' to 'BBB') to low ('BB', 'B', 'CCC', 'CC' to 'C'). Investment grade bonds (ratings 'AAA' to 'BBB') usually have a lower level of risk than bonds with ratings 'BB' to 'C' that are considered as low credit-quality bonds.

Redemption fee: This is a one-off fee that may be charged when you want to leave the investment fund.

Risk and return indicator: This is the Synthetic Risk Return Indicator (SRRI). It shows a sub-fund's statutory risk score on a scale of 1 (lower risk, typically lower return) to 7 (higher risk, typically higher return). The calculation is based on the sub-fund's volatility, so it takes into account the variation of the trading prices on the market. Volatility calculations usually cover five years.

Standard Deviation: The standard deviation tells something about the chance for a rate to fluctuate within a given range in the coming period. In case of a significant standard deviation (= high volatility), we speak about a large range of possible outcomes.

Subscription fee (max.): This is a one-off fee for buyers of an investment fund. It is usually expressed as a percentage of the capital you are investing. The provided percentage must not be exceeded in case of a maximum entry cost.

Tracking Error: The standard deviation of the difference between the monthly returns of a fund and its benchmark.

Yield to Maturity: Yield to Maturity is the return on a bond investment if it is held until the end of the term.

Yield to Worst: Yield to Worst is the measure of the lowest possible yield that can be received on a (callable) bond that fully operates within the terms of its contract without defaulting.