

Fact Sheet - Marketing Material

3K Global Equity Fund - Unit Class R

(Authorization: Decision 398/14.12.2021 of HCMC)

For more Info see Lexicon

30/04/2025

Investment Policy

The investment objective of the fund is to achieve capital appreciation by investing primarily in equities of companies listed in Stock Exchanges globally.

Secondarily it may also invest in other transferable securities, money market instruments, fixed income instruments, bank deposits, and units or shares in Undertakings for Collective Investments in Transferable Securities (UCITS) and UCI, seeking to maximize their growth.

The acquisition or redemption of units is possible every (working) day following the unitholder's request, on the corresponding subscription or redemption price, as calculated in accordance with the fund's Regulation and published on the website of 3K Investment Partners (www.3kip.gr).

The mutual fund's Benchmark is the Bloomberg World Large & Mid Cap Net Return Index. The fund implements active management over the benchmark, that is, 3K Investment Partners has the discretion to manage the mutual fund and consequently the composition of its portfolio deviates from the composition of the benchmark. The mutual fund benchmark is used for comparison purposes only and for the calculation of the performance fee. The benchmark and its administrator are no longer registered in the ESMA register pursuant to Article 36 of Regulation (EU) 2016/1011, but the possibility of using the above benchmark is still possible until 31.12.2023, as shown by the public statement of ESMA 80 -187 -188 dated 09.03.2021 "Impact of Brexit on the BMR". Any profits occurred in Unit Class R will be reinvested.

**The investment policy was taken from the Key Investor Information Document (KIID).*

Key Information

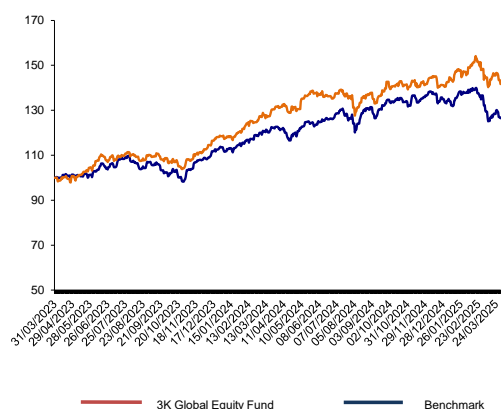
Fund Type	EQUITY
Currency	EUR
ISIN Code	GRF000365004
Bloomberg Code	3K3GEEI GA
Benchmark	Bloomberg World Large & Mid Cap Net Return
Managing Company	3K Investment Partners Single Member MFMC
Unit Class	R (Retail)
Launch	03/01/2022
Net Asset Value	30/04/2025
Total Net Assets (mln)	30/04/2025
Previous month's end NAV	31/03/2025

Fees

Annual Management Fee	1,50%
Annual Custodian Fee	0,12%
Subscription Fee (max)	2,00%
Redemption Fee	0,00%
Performance Fee	

20% per annum on the potential positive difference between the performance of UCITS and the performance of the benchmark. In case unit price underperforms in relation to the performance of the benchmark for one or more years, the performance fee calculation will begin only after the accumulated underperformance is previously eliminated.

Evolution of fund's NAV versus Benchmark



Currency Allocation

Euro -EUR	57,02%
US Dollar -USD	28,90%
British Pound - GBP	6,52%
Danish Kron - DKK	5,06%
Canada Dollar - CAD	2,50%

Country Allocation

US	17,11%
IT	10,72%
IE	8,61%
FR	8,42%
GB	6,52%
CA	5,93%
DE	5,75%
DK	5,06%
GR	3,49%
BR	3,34%
TW	3,12%
NL	2,05%

Top 10 Equity Holdings

BOC HOLDINGS PLC	8,61%
BANCA MONTE DEI PASCHI SIENA	6,43%
MICRON TECHNOLOGY	5,72%
FIRST SOLAR INC	5,62%
NKT A/S	5,06%
TATE & LYLE PLC	4,70%
PRYSMIAN SPA	4,29%
SOCIETE GENERALE SA	4,24%
SOPRA STERIA GROUP	4,17%
MEDIOS AG	4,00%

Sector Allocation

Financials	22,83%
Cash	21,83%
Information Technology	21,09%
Industrials	12,83%
Energy	7,55%
Consumer Staples	4,70%
Health Care	4,00%
Consumer Discretionary	3,80%
Communication Services	3,31%
Receivables- Liabilities	-1,94%

This is marketing material. Please refer to the fund's prospectus and its key information document before making any final investment decision.

Legal Disclaimer

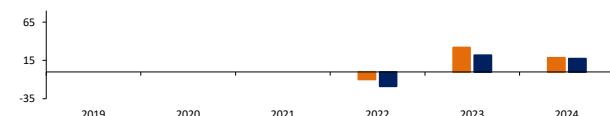
Please refer to the legal disclaimer at the end of the document.

UCITS DO NOT HAVE GUARANTEED PERFORMANCE AND PAST RETURNS DO NOT ENSURE FUTURE ONES

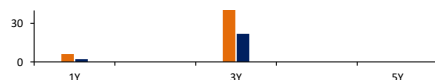
3K Global Equity Fund - Unit Class R

Past returns do not ensure future ones

Calendar Year Performance (%)



Cumulative Performance (%)



EUR	1Y	3Y	5Y
● Fund	6,12	45,08	
● Benchmark	2,06	21,75	

Cumulative returns have as reference point the end of the most recent calendar month.
The benchmark of the fund is the Bloomberg World Large & Mid Cap Net Return index. The fund is actively managed against the benchmark index, i.e. 3K Investment Partners has discretion over the investment management of the fund and consequently the composition of its portfolio deviates from the composition of the benchmark index. The benchmark index is used only for comparison purposes and for the calculation of the variable return (performance fee).

Statistics

EUR	1Y	3Y
Standard Deviation (%)	10,24	14,18
Alpha (%)	4,65	7,49
Beta	4,65	7,49
Information Ratio	0,58	0,90
Tracking Error (%)	7,04	7,18

Risk and Return Profile

Synthetic Risk Indicator (SRI)



The Summary Risk Index (SRI) is based on the assumption that you will keep the product for 5 years. The real risk may be significantly different if you liquidate early and you may receive less.

The Summary Risk Index is a guide to the level of risk compared to other products. It shows how likely you are to lose money because of market volatility or because we are not in able to pay you.

We have classified this product as 4 out of 7, which is the medium risk category because it invests primarily in stocks, which can fluctuate significantly.

The classification may change in the future. The lowest category (1) does not mean zero risk. This product does not include protection against future market performance, so you could lose some or all of your investment.

For more information about the risks, you can refer to the Prospectus, which is available at www.3kip.gr.

3K Global Equity Fund - Unit Class R



Disclaimer

This document is marketing material with informational content, which is prepared by "3K INVESTMENT PARTNERS MFMC". ("Company") solely for informational purposes and the provision of general information about the company itself, the products and services it provides. The information or opinions contained therein are addressed to existing or potential customers in general, without taking into consideration the individual circumstances, investment objectives, financial viability, level of risk tolerance, experience and knowledge of potential recipients hereof and, therefore, do not constitute and should not be construed, directly or indirectly, as a proposal or offer to trade in financial instruments or currencies or as a recommendation or advice for making investment decisions thereon. This document does not constitute a contract or commitment of any kind, nor does it constitute a prospectus. This does not constitute investment research and, therefore, was not prepared in accordance with the requirements of the law aimed at ensuring the independence of investment research.

Subject to the contrary statement, all views, statements and information set forth herein belong to the Company, which has received an operating license and is supervised by the Hellenic Capital Market Commission, and may be amended at any time in the event of changes in market conditions. The information provided may not be copied, reproduced, modified or distributed without the prior written approval of the Company.

Following this, the recipient of this information must proceed with his own research, analysis and confirmation of the information and data contained in this form and seek independent legal, tax and investment advice from professionals, before proceeding to make his investment decision.

Investments involve risks. The initial value of the investment and its return may increase or decrease, with a possible loss of invested capital.

Especially with regard to UCITS, interested investors are invited, before making any investment decision, to read carefully the Key Investor Information Document and the Prospectus of the UCITS and to assess, with the help and advice of specialized professional consultants, the suitability of any investment and the tax consequences it may have. The Key Investor Information Document, the prospectus and the latest reports of the UCITS, managed by the Company, are available in Greek, free of charge, at the Company's headquarters and on its website www.3kip.gr.

For information in the Greek language regarding the process of submitting a complaint or complaint by investors or prospective investors, as well as the possibility of appealing to the "Hellenic Financial Mediator-Civil Non-Profit Alternative Dispute Resolution Company", you can refer to the link https://www.3kip.gr/el/static/complaintpolicy_el.aspx

The information provided in this document is not accompanied by any guaranteed, either expressed or implied. UCITS do not have a guaranteed return and past returns do not guarantee any future returns. Given the financial and market risks, there can be no assurance that the UCITS will achieve their investment objectives.

Management Company: 3K Investment Partners M.F.M.C. Single Member SA – Address: 25-29 Panepistimiou Str, 10564 Athens- General Commercial Registry Number: 1003501000 - Ministry of National Economy decision: 38476/B 1288/13-09-1990 Custodian: Piraeus Bank - Supervising Authority: Hellenic Capital Market Commission

UCITS DO NOT HAVE GUARANTEED PERFORMANCE AND PAST RETURNS DO NOT ENSURE FUTURE ONES

3K Global Equity Fund - Unit Class R

Lexicon

Alpha: Alpha is an extra rate of return - through means of active management - of a fund, over and above the return of the benchmark. In case of a positive alpha, the fund has performed better than the benchmark.

Annual management fee: The management fee is an annual cost expressed as a percentage. This fee will not be charged when you buy a fund. It will be withheld annually from the fund's return. It is payment for the fund's management.

Average Credit Rating: The average credit rating of the fund is based on the average credit rating of the fund constituents. In order to calculate the composite/average rating at the instrument level, Moody, Fitch and S&P ratings are used. The composite is calculated as an average based on the availability of the credit ratings. This composite rating is calculated for Fixed Income Instruments. The credit quality designations range from high ('AAA' to 'AA') to medium ('A' to 'BBB') to low ('BB', 'B', 'CCC', 'CC' to 'C').

Beta: The beta shows how the volatility of a fund is, compared to the wide market.

Benchmark: Predetermined, objective measure against which the returns of an investment fund are compared.

Duration: Measure for the interest rate sensitivity of bond prices. The longer the remaining average term of the bonds in the fund (higher duration), the more the bond prices will respond to an interest rate change. When interest rates go up, bond prices will go down and vice versa.

Fund: 'Fund' is a commonly used term for a collective investment undertaking.

Fund's Total Net Assets (Mn): The assets under the management of all share-classes of a fund.

Information Ratio: Benchmark for the risk of return when assessing the performance of a fund. The higher the information ratio, the higher the achieved rate of return per unit of risk.

Net Asset Value (NAV): The net asset value (NAV) is the price of a sub-fund. The NAV is calculated by adding up the values of all products the fund has invested in and dividing this by the number of outstanding shares.

Ongoing Charges: The total annual recurring costs for an investment fund expressed as a percentage. They usually include the management fee, administrative fees, publication costs, etc.

Performance: Shows how the value of an investment fund has increased (or decreased) over the specified period. The return takes into account ongoing costs, but no entry fees, exit fees or taxes.

Rating allocation: An individual bond's credit quality is determined by private independent rating agencies such as Standard & Poor's, Moody's and BarCap & Fitch. Their credit quality designations range from high ('AAA' to 'AA') to medium ('A' to 'BBB') to low ('BB', 'B', 'CCC', 'CC' to 'C'). Investment grade bonds (ratings 'AAA' to 'BBB') usually have a lower level of risk than bonds with ratings 'BB' to 'C' that are considered as low credit-quality bonds.

Redemption fee: This is a one-off fee that may be charged when you want to leave the investment fund.

Risk and return indicator: This is the Synthetic Risk Return Indicator (SRRI). It shows a sub-fund's statutory risk score on a scale of 1 (lower risk, typically lower return) to 7 (higher risk, typically higher return). The calculation is based on the sub-fund's volatility, so it takes into account the variation of the trading prices on the market. Volatility calculations usually cover five years.

Standard Deviation: The standard deviation tells something about the chance for a rate to fluctuate within a given range in the coming period. In case of a significant standard deviation (= high volatility), we speak about a large range of possible outcomes.

Subscription fee (max.): This is a one-off fee for buyers of an investment fund. It is usually expressed as a percentage of the capital you are investing. The provided percentage must not be exceeded in case of a maximum entry cost.

Tracking Error: The standard deviation of the difference between the monthly returns of a fund and its benchmark.

Yield to Maturity: Yield to Maturity is the return on a bond investment if it is held until the end of the term.

Yield to Worst: Yield to Worst is the measure of the lowest possible yield that can be received on a (callable) bond that fully operates within the terms of its contract without defaulting.